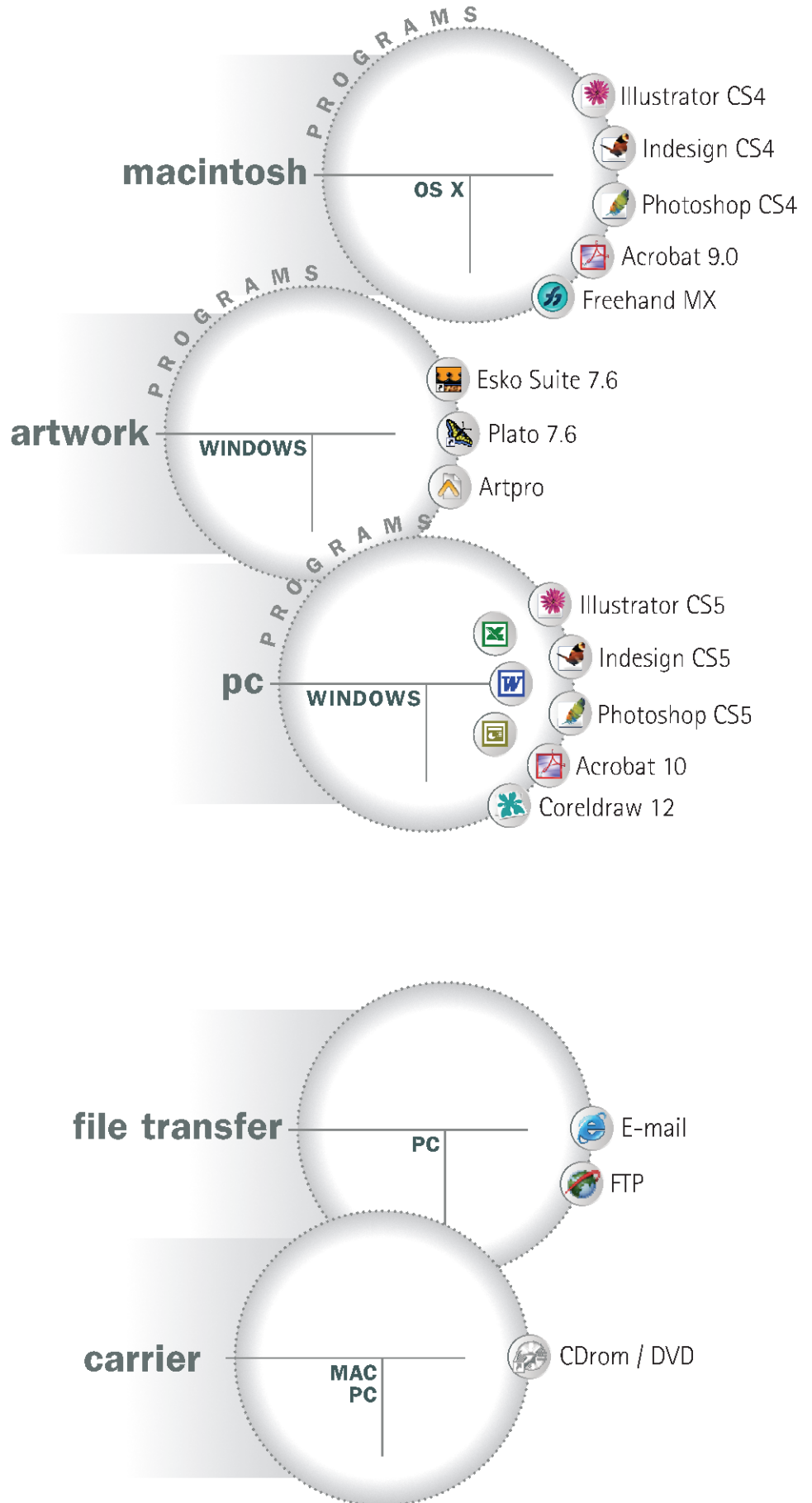




Prepress.Requirements



Prepress.Requirements

- pdf** — Send us your design, saved as a 'document'. In case you have a program or program version which we don't have than save your document as an **PDF high resolution v1.6**.
- artpro** — **Vectorise** all fonts and save you artpro file and send it with all **external images** included.
- illustrator** — Vectorise all fonts and save you document als extension ai. Provide us all external images, preferable psd, read also remarks "fonts".
- indesign** — Send us your artwork included with all fonts. Provide us all external images, preferable psd, read also remarks "fonts".
- coreldraw** — Vectorise all fonts and save you document als extension cdr and provide us all external images.
- fonts** — Provide us with **ALL** the fonts you used in your document, screen fonts as well as printer fonts. Check also the fonts you have used in imported -.EPS files or your -.PSD files. When you send them by FTP our email always compress them using Winzip or other programs.
- images** — Provide us with **ALL** the imported illustrations and objects, saved as .EPS or -.TIFF. Scanned images must have a resolution of 300 pixels/inch minimum (scale 1:1). Their mode should be one of the following: **BITMAP, GRAYSCALE, DUOTONE, CYMK of MULTICHANNEL**.
If you used photoshop, please provide us your psd file with all the layers.
- reference** — Always join a color printout or a separated black & white printout (one print per color) to your design. Make sure to indicate the exact Pantone Color reference and the exact dimensions.
- transfer** — If you send your design by e-mail or FTP, always send a separate message with additional information about the file we're going to receive. Please compress all file before sending them. You can use **Stuff-It (DropZip)** or **ZIP (Winzip)**.

 **Email (max. 5 mb)**
'Name.surname of your contact'@reynders.com
e.g. andre.vandepitte@reynders.com


 **FTP upload** (to place files onto our ftp site)
Address: ftp.reynders.com
Login: public - Password: pub007

Internet FTP

ftp://ftp.reynders.com

Click in the menubar on "Page" en select "Open FTP side in Windows Explorer".

Login: **public** - Password: **pub007**

 **FTP download** (to retrieve files from our ftp site)
Address: ftp.reynders.com
Login: download - Password: pub007

Internet FTP

ftp://ftp.reynders.com

Click in the menubar on "Page" en select "Open FTP side in Windows Explorer".

Login: **download** - Password: **pub007**